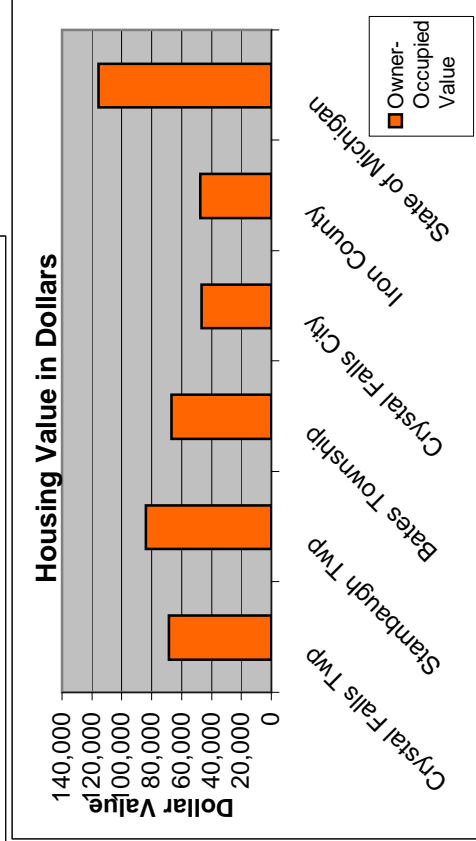
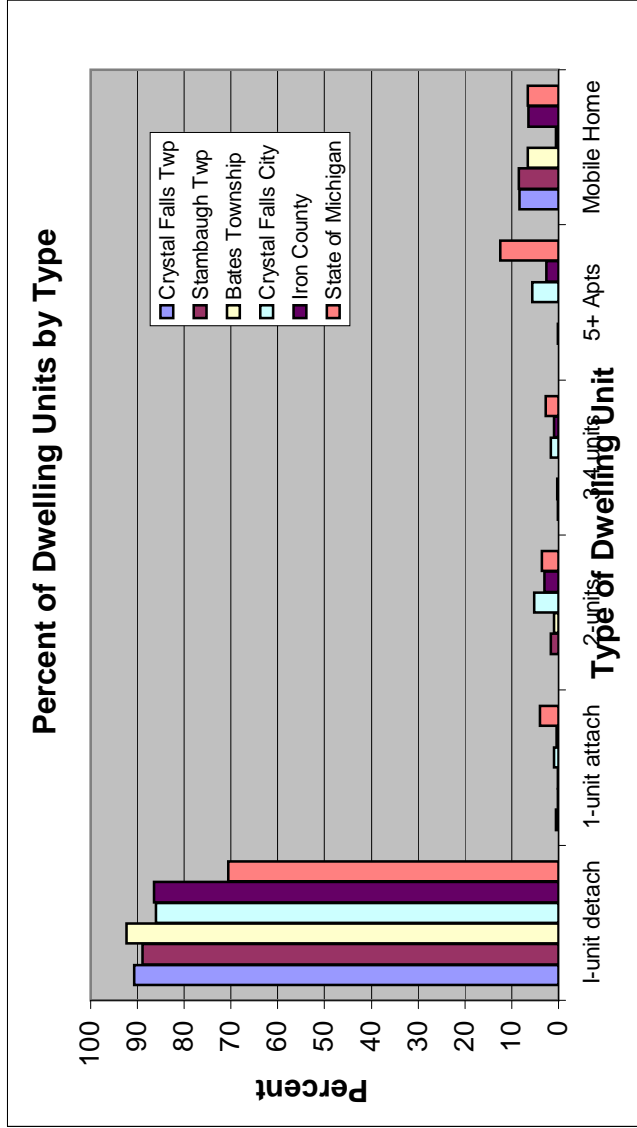


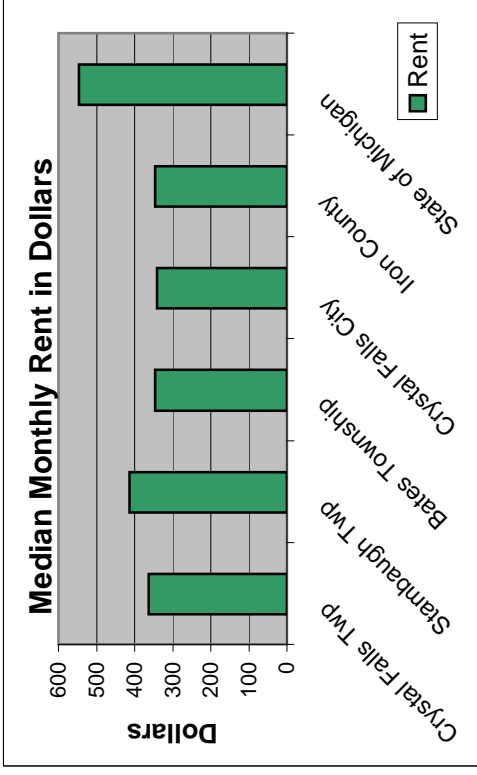
Community	1-unit detach	1-unit attach	2-units	3-4 units	5+ Apts	Mobile Home
Crystal Falls Twp	90.7	0.5	0	0.2	0	8.3
Stambaugh Twp	88.9	0.2	1.7	0.3	0.2	8.5
Bates Township	92.3	0.2	1	0	0	6.5
Crystal Falls City	86	0.9	5.2	1.7	5.6	0.6
Iron County	86.4	0.4	3	1	2.6	6.4
State of Michigan	70.6	3.9	3.5	2.8	12.5	6.5



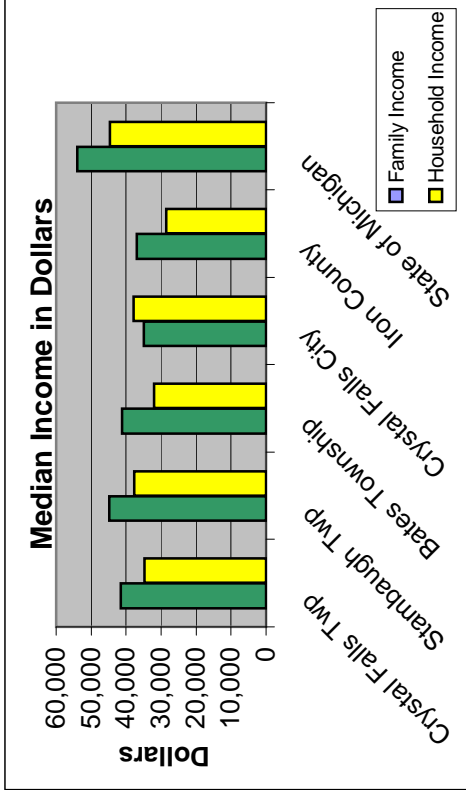
Community	Owner-Occupied Value
Crystal Falls Twp	68,300
Stambaugh Twp	84,100
Bates Township	66,700
Crystal Falls City	46,500
Iron County	47,500
State of Michigan	115,600

Community Rent

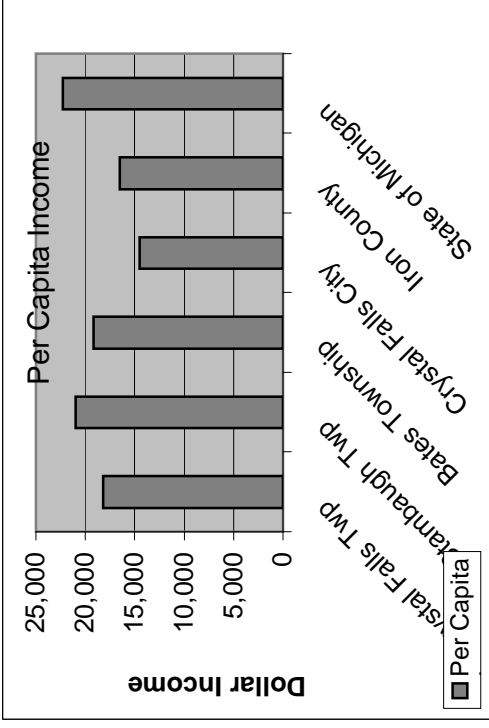
Crystal Falls Twp	363
Stambaugh Twp	413
Bates Township	346
Crystal Falls City	341
Iron County	346
State of Michigan	546



Community	Family Income	Household Income
Crystal Falls Twp	41,600	34,688
Stambaugh Twp	44,750	37,656
Bates Township	41,094	31,963
Crystal Falls City	35,000	37,917
Iron County	37,038	28,560
State of Michigan	53,873	44,667



Community	Per Capita Income
Crystal Falls Twp	18,213
Stambaugh Twp	20,998
Bates Township	19,194
Crystal Falls City	14,538
Iron County	16,506
State of Michigan	22,268



Community	Poverty Level
Crystal Falls Twp	6.90%
Stambaugh Twp	6.70%
Bates Township	7.10%
Crystal Falls City	10.40%
Iron County	11.30%
State of Michigan	10.50%

